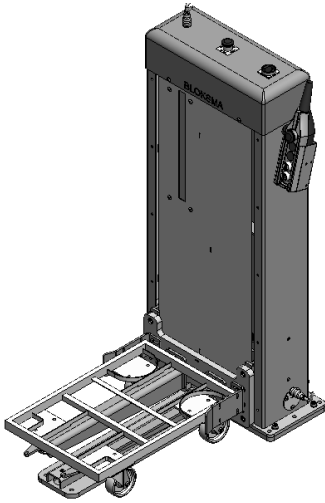



### LIFTERS

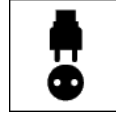


Illustrated version:  
stationary lifter



### Electric lifter HES-F HET-F HEM-F

Front loading – stationary /  
semi-mobile / mobile  
trolley lengthwise

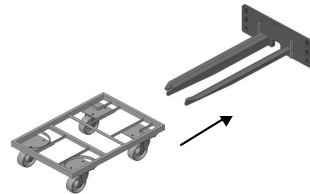


Suitable for Bloksma trolley  
BOF + BOZ (see chapter TROLLEYS)

Standard control element  
Hand lever on device  
(Options see Overview CONTROL ELEMENTS)

**Options:**  
automatic height adjustment,  
trolley load control etc.

Difference between  
stationary / semi-mobile / mobile  
see overview MOBILITY



Stationary	Semi-mobile	Mobile	Load capacity	Size of trolley mm	Working height above floor level (GOK)
141109	141029	142570	200 kg	600 x 400	720 mm
141110	141030	142571	200 kg	600 x 400	920 mm
141111	141031	142572	300 kg	600 x 400	720 mm
141112	141032	145273	300 kg	600 x 400	920 mm

141115	141035	142576	500 kg	600 x 400	720 mm
141116	141036	142577	500 kg	600 x 400	920 mm

Stationary	Semi-mobile	Mobile	Load capacity	Size of trolley mm	Working height above floor level (GOK)
141117	141037	142578	200 kg	800 x 600	720 mm
141118	141038	142579	200 kg	800 x 600	920 mm
141119	141039	142580	300 kg	800 x 600	720 mm
141120	141040	142581	300 kg	800 x 600	920 mm

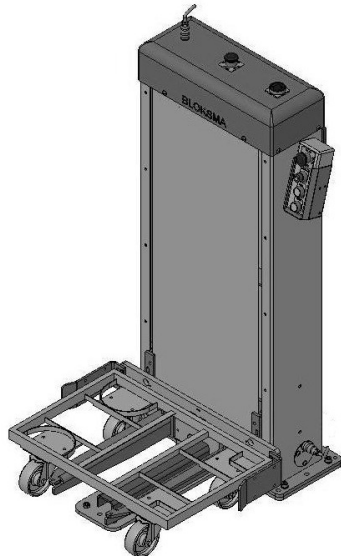
141123	141043	142584	500 kg	800 x 600	720 mm
141124	141044	142585	500 kg	800 x 600	920 mm

**Power demand: 230V/50Hz / lifting speed 31 mm/s (47 mm/s on request)**


**Other models / dimensions / loads / lifting speeds as well as control elements on request.**

The appearance of the device may deviate from the plotted models.

### LIFTERS



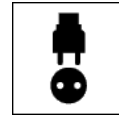
Illustrated version:  
stationary lifter



Difference between  
stationary / semi-mobile / mobile  
see overview MOBILITY

### Electric lifter HES-F HET-F HEM-F

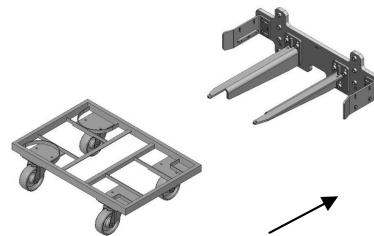
Front loading – stationary /  
semi-mobile / mobile  
trolley crosswise



Suitable for Bloksma trolley  
BOF + BOZ (see chapter TROLLEYS)

Standard control element  
Hand lever on device  
(Options see Overview CONTROL ELEMENTS)

**Options:**  
automatic height adjustment,  
trolley load control etc.



Stationary	Semi-mobile	Mobile	Load capacity	Size of trolley mm	Working height above floor level (GOK)
141125	141045	142555	200 kg	600 x 400	720 mm
141126	141046	142554	200 kg	600 x 400	920 mm
141127	141047	142556	300 kg	600 x 400	720 mm
141128	141048	142557	300 kg	600 x 400	920 mm

141131	141051	142560	500 kg	600 x 400	720 mm
141132	141052	142561	500 kg	600 x 400	920 mm

Stationary	Semi-mobile	Mobile	Load capacity	Size of trolley mm	Working height above floor level (GOK)
141133	141053	142562	200 kg	800 x 600	720 mm
141134	141054	142563	200 kg	800 x 600	920 mm
141135	141055	142564	300 kg	800 x 600	720 mm
141136	141056	142565	300 kg	800 x 600	920 mm

141139	141059	142568	500 kg	800 x 600	720 mm
141140	141060	142569	500 kg	800 x 600	920 mm

**Power demand: 230V/50Hz / lifting speed 31 mm/s (47 mm/s on request)**  
**Other models / dimensions / loads / lifting speeds as well as control elements on request.**

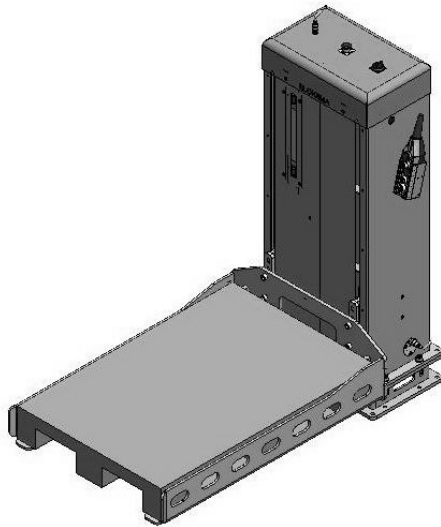
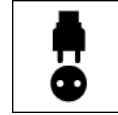
The appearance of the device may deviate from the plotted models.

## LIFTERS

### Electric lifter

#### HES-F

Front loading –  
stationary



Suitable for ergonomic working at mounting  
working stations, machines

Load capacity up to 1.000 kg

Standard control element

External control panel

(Options: see Overview CONTROL ELEMENTS)

**Options:**  
automatic height adjustment,  
trolley load control etc.

Item no. 147898  
Loading by pallet lift truck  
or forklift



Item no. 202265  
Loading by trolley

Stationary	Load capacity	Size of trolley mm	Working height above floor level (GOK)
147898	1.000 kg	1.200 x 800	920 mm
202265	600 kg	1.200 x 800	920 mm

**Power demand: 230V/50Hz / lifting speed 31 mm/s (47 mm/s on request)**

**Other models / dimensions / loads / lifting speeds as well as control elements on request.**

The appearance of the device may deviate from the plotted models.