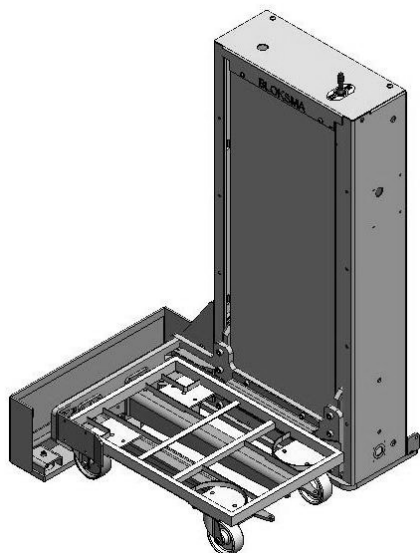
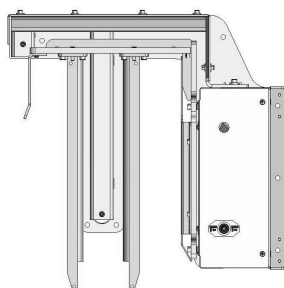


LIFTERS



Illustrated version:
stationary lifter



Difference between
stationary / semi-mobile / mobile
see overview MOBILITY

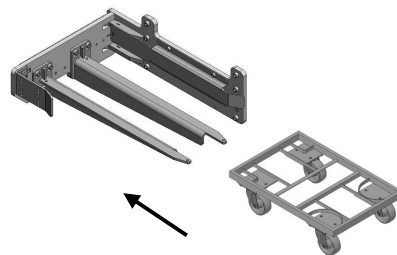
Pneumatic lifter HPS-R HPT-R HPM-R

Side loading right –
stationary / semi-mobile / mobile
trolley lengthwise

Suitable for Bloksma trolley
BOF + BOZ (see chapter TROLLEYS)

Standard control element
Hand lever on device
(Options see Overview CONTROL
ELEMENTS)

Options:
automatic height adjustment etc.



Stationary	Semi-mobile	Mobile	Load capacity	Size of trolley mm	Working height above floor level (GOK)
137148	133466	137172	200 kg	600 x 400	720 mm
137149	134642	137173	200 kg	600 x 400	920 mm
137150	137198	137174	300 kg	600 x 400	720 mm
136085	137199	137175	300 kg	600 x 400	920 mm

202697	202699	202701	500 kg	600 x 400	720 mm
202698	202700	200702	500 kg	600 x 400	920 mm

Stationary	Semi-mobile	Mobile	Load capacity	Size of trolley mm	Working height above floor level (GOK)
140620	137204	137180	200 kg	800 x 600	720 mm
140621	137205	137181	200 kg	800 x 600	920 mm
140622	137206	137182	300 kg	800 x 600	720 mm
140623	137207	137183	300 kg	800 x 600	920 mm

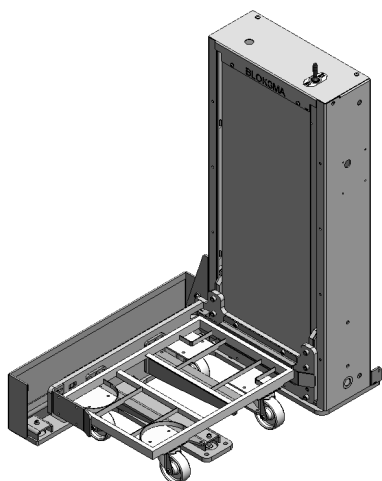
202703	202705	-----	500 kg	800 x 600	720 mm
202704	202706	-----	500 kg	800 x 600	920 mm

Power demand: Pneumatic 6 bar

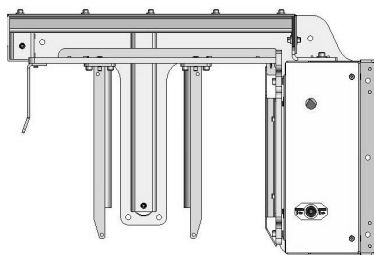
Other models / dimensions / loads as well as control elements on request.

The appearance of the device may deviate from the plotted models.

LIFTERS



Illustrated version:
stationary lifter



Difference between
stationary / semi-mobile / mobile
see overview MOBILITY

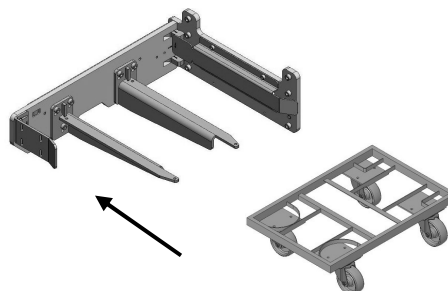
Pneumatic lifter HPS-R HPT-R HPM-R

Side loading right –
stationary / semi-mobile / mobile
trolley crosswise

Suitable for Bloksma trolley
BOF + BOZ (see chapter TROLLEYS)

Standard control element
Hand lever on device
(Options see Overview CONTROL
ELEMENTS)

Options:
automatic height adjustment etc.



Stationary	Semi-mobile	Mobile	Load capacity	Size of trolley mm	Working height above floor level (GOK)
139511	137709	139523	200 kg	600 x 400	720 mm
139512	139635	139524	200 kg	600 x 400	920 mm
139513	139636	139525	300 kg	600 x 400	720 mm
139514	139637	139526	300 kg	600 x 400	920 mm

202709	202711	202713	500 kg	600 x 400	720 mm
202710	202712	202714	500 kg	600 x 400	920 mm

Stationary	Semi-mobile	Mobile	Load capacity	Size of trolley mm	Working height above floor level (GOK)
137156	139640	139529	200 kg	800 x 600	720 mm
137157	139641	139530	200 kg	800 x 600	920 mm
137158	139642	-----	300 kg	800 x 600	720 mm
137159	139643	-----	300 kg	800 x 600	920 mm

202715	202717	-----	500 kg	800 x 600	720 mm
202716	202718	-----	500 kg	800 x 600	920 mm

Power demand: Pneumatic 6 bar

Other models / dimensions / loads as well as control elements on request.

The appearance of the device may deviate from the plotted models.